

		07/01/2025	07/01/2025	07/01/2025
--	--	------------	------------	------------


Copy Costing Allocation

Start Date: 10/01/2024

End Date: 07/01/2025

Costing Allocation Details: 1 Item

--	--	--	--	--



Submit


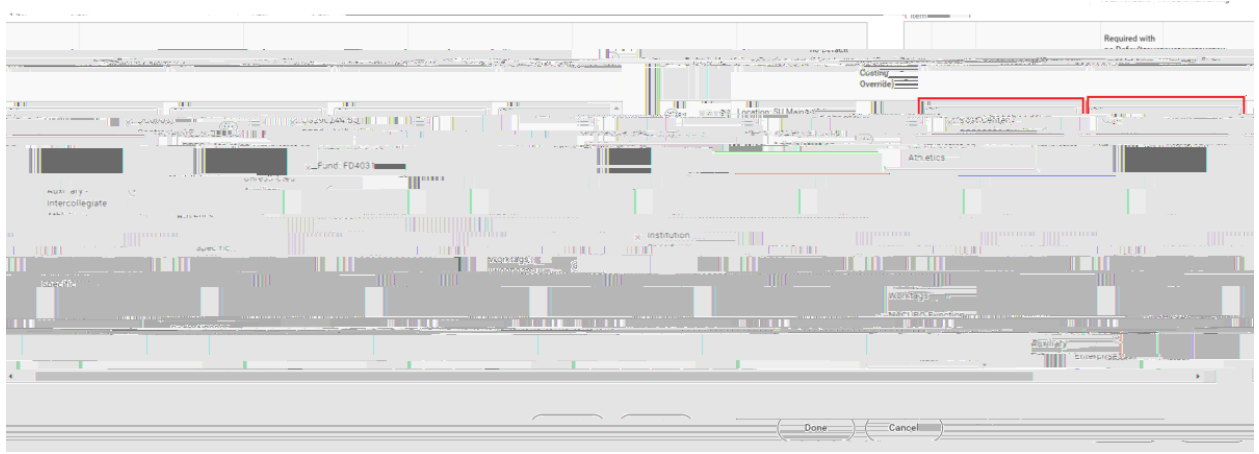
Save for Later

Cancel

Period	Period Number	Period Start Date	Period End Date	Payroll Payment Date
	26	11/27/2024	12/10/2024	12/19/2024

This screenshot shows a complex software interface with multiple tabs and settings. The 'Task' tab is active, displaying 'EIG PEP' as the task name. Other visible settings include 'Currency' set to 'USD', 'Work Hours Per Payroll Period', and 'Quantity'. There are also sections for 'Costing Overrides' and 'Do Not Pay' options. The interface is cluttered with various icons and text elements, typical of a professional accounting or payroll system.

This screenshot shows a 'Payments' window. The 'Start Date' is set to 12/19/2024. Below the date, there is a 'Do Not Pay' checkbox which is currently unchecked. At the bottom of the window, there is a 'Customized' button. The window has a standard title bar and a close button in the top right corner.



Maintain

> Default Organizational Assignments



